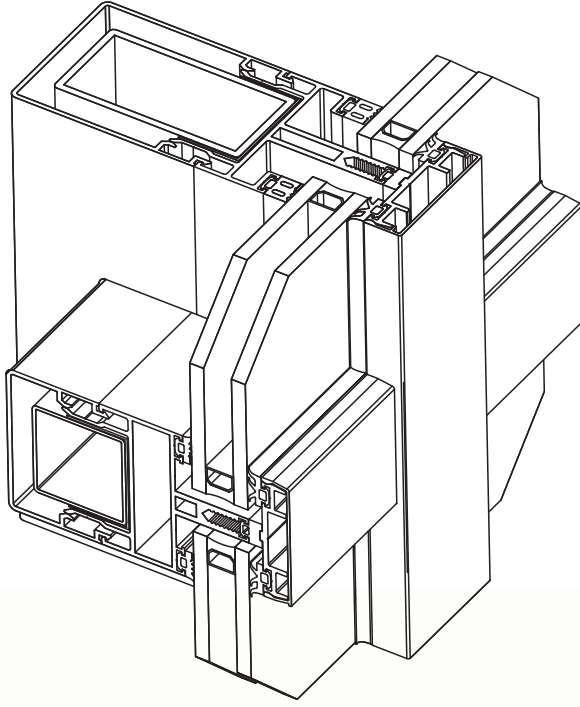


SARAY® | SG65

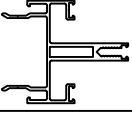
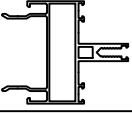
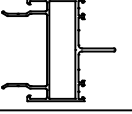



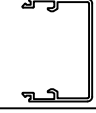






ÇELİK TAKVİYELİ KLASİK KAPAKLI CEPHE

**SG 65 ÇELİK TAKVİYELİ
GİYDİRME CEPHE SİSTEMİ
FİHRİST ve MALZEME TANIMLARI**
SG 65 Steel Reinforced Curtain Wall System
İndeks & Description

ALÜMİNYUM PROFİLLER
ALUMINIUM PROFILES

Klasik ve Silikon Cephe Sistemi

RESİM PICTURE	PROFİL NO PROFILE NO	PROFİLİN İSMİ PROFILE NAME	AĞIRLIK WEIGHT (kg/m)	Jxx (cm4)	Jyy (cm4)
	4838	Düşey Profil Mullion Profile	1,750	-----	----
	4827	Yatay Profil Transom Profile	1,665	-----	----
	6806	Silikon Fugalı Yatay Profil Transom Profile	1,310	-----	----
	4894	Düşey Kapak Profili (16 mm) Horizontal Cover Cap Profile (16 mm)	0,310	-----	----
	4895	Yatay Kapak Profili (12 mm) Vertical Cover Cap Profile (12 mm)	0,265	-----	----
	4893	Tespit Profili Pressure Profile	0,510	-----	----
	4891	İç Kapak Profili (40 mm) Cover Cap Profile (40 mm)	0,910	-----	----
	4892	İç Kapak Profili (80 mm) Cover Cap Profile (80 mm)	1,340	-----	----
	5100	İç Kapak Profili (100 mm) Cover Cap Profile (100mm)	1,560	-----	----
	4890	İç Kapak Profili (140 mm) Cover Cap Profile (140 mm)	2,480	-----	----
	7812	İç Kapak Profili (210 mm) Cover Cap Profile (210 mm)	3,435	-----	----

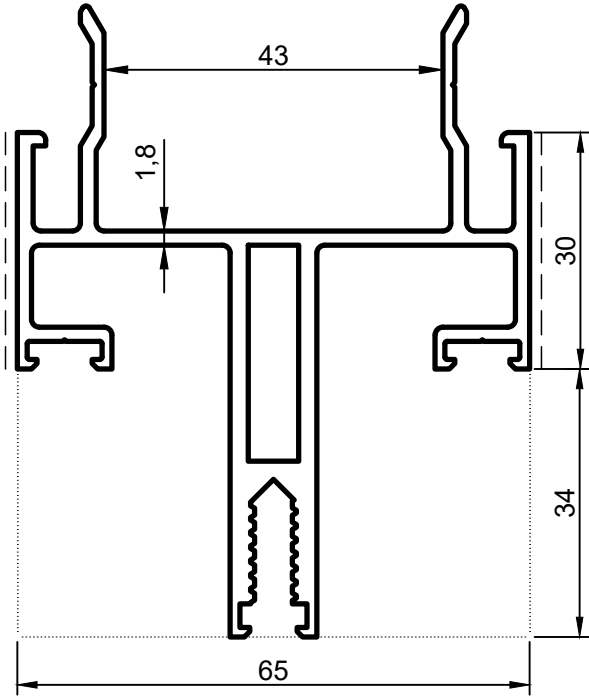
**SG 65 ÇELİK TAKVİYELİ
GİYDİRME CEPHE SİSTEMİ
AKSESUAR FİHRİST ve MALZEME TANIMLARI**
SG 65 Steel Reinforced Curtain Wall System
Accessories Indeks & Description

**SG 65 ÇELİK TAKVİYELİ
GİYDİRME CEPHE SİSTEMİ
I:I PROFİL KESİTLERİ**

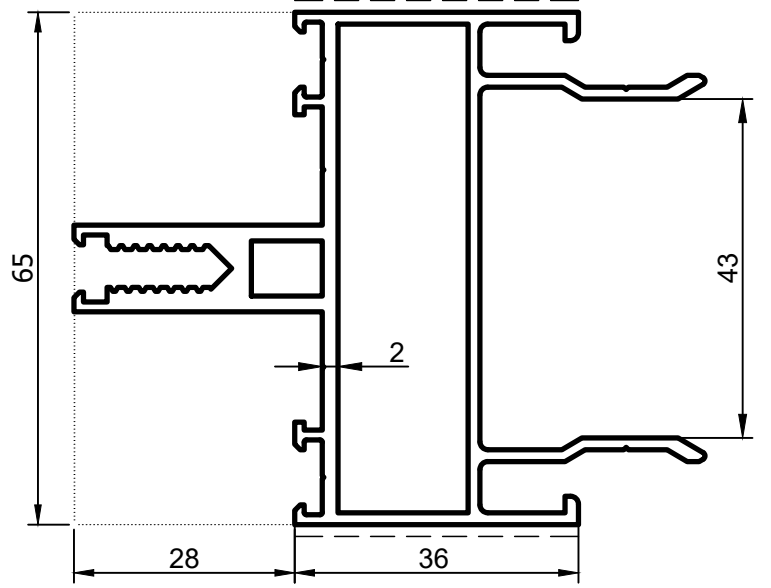
**SG 65 Steel Reinforced Curtain Wall System
Full Scale Sections**

- Profiller
- Profiles

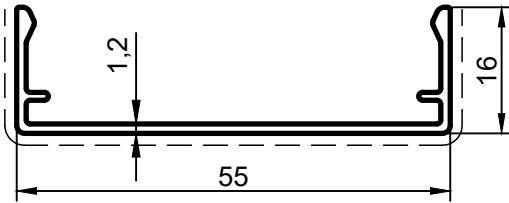
Çelik Takviyeli Giydirme Cephe Sistemi



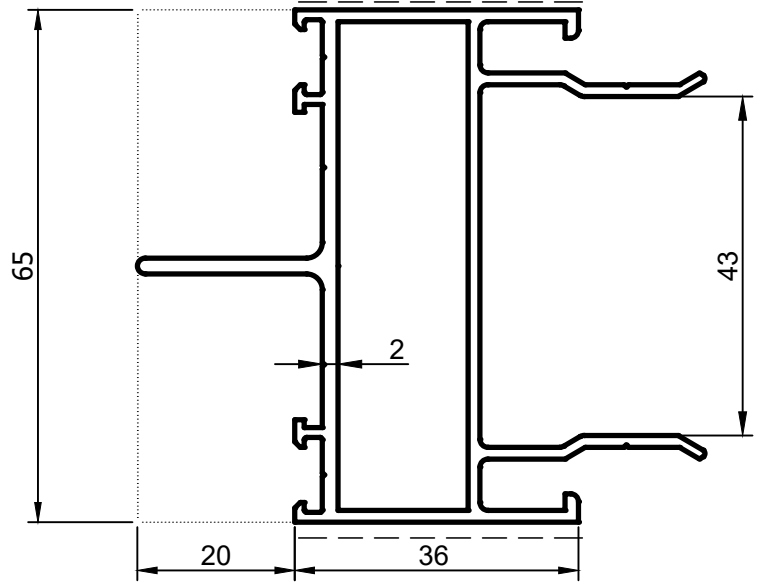
No : 4838
Düşey Taşıyıcı
1,750 kg/m



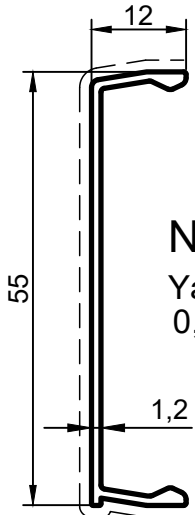
No : 4827
Yatay Taşıyıcı
1,665 kg/m



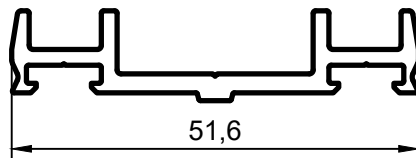
No : 4894
Düşey Kapak
0,310 kg/m



No : 6806
Silikon Fugalı
Yatay Taşıyıcı
1,310 kg/m



No : 4895
Yatay Kapak
0,265 kg/m



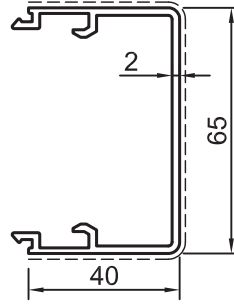
No : 4893
Tespit Profili
0,510 kg/m

Uyarı: Profil ağırlıklarımız teorik olup; teslim anındaki tartımız geçerlidir.

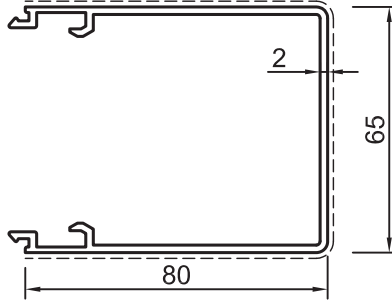
- Profiller
- Profiles

Çelik Takviyeli Giydirme Cephe Sistemi

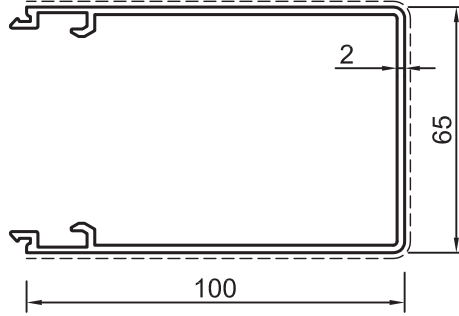
ÖLÇEK : 1/2



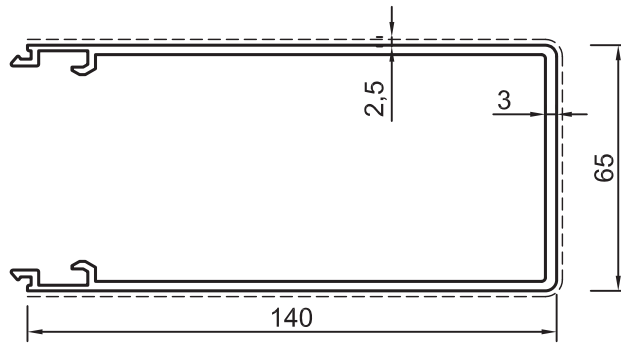
No : 4891
İç Kapak Profili (40mm)
0,910 kg/m



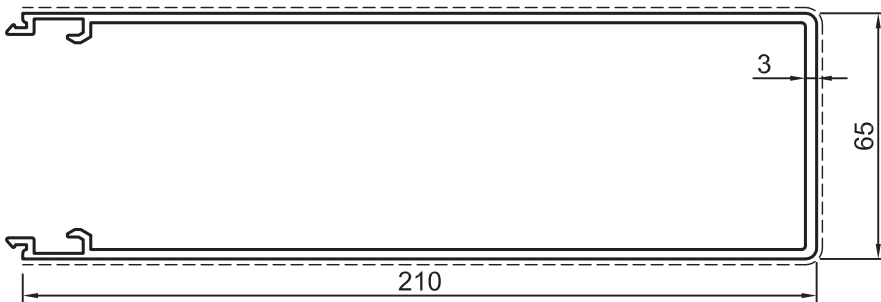
No : 4892
İç Kapak Profili (80mm)
1,340 kg/m



No : 5100
İç Kapak Profili (100mm)
1.560 kg/m



No : 4890
İç Kapak Profili (140mm)
2,480 kg/m

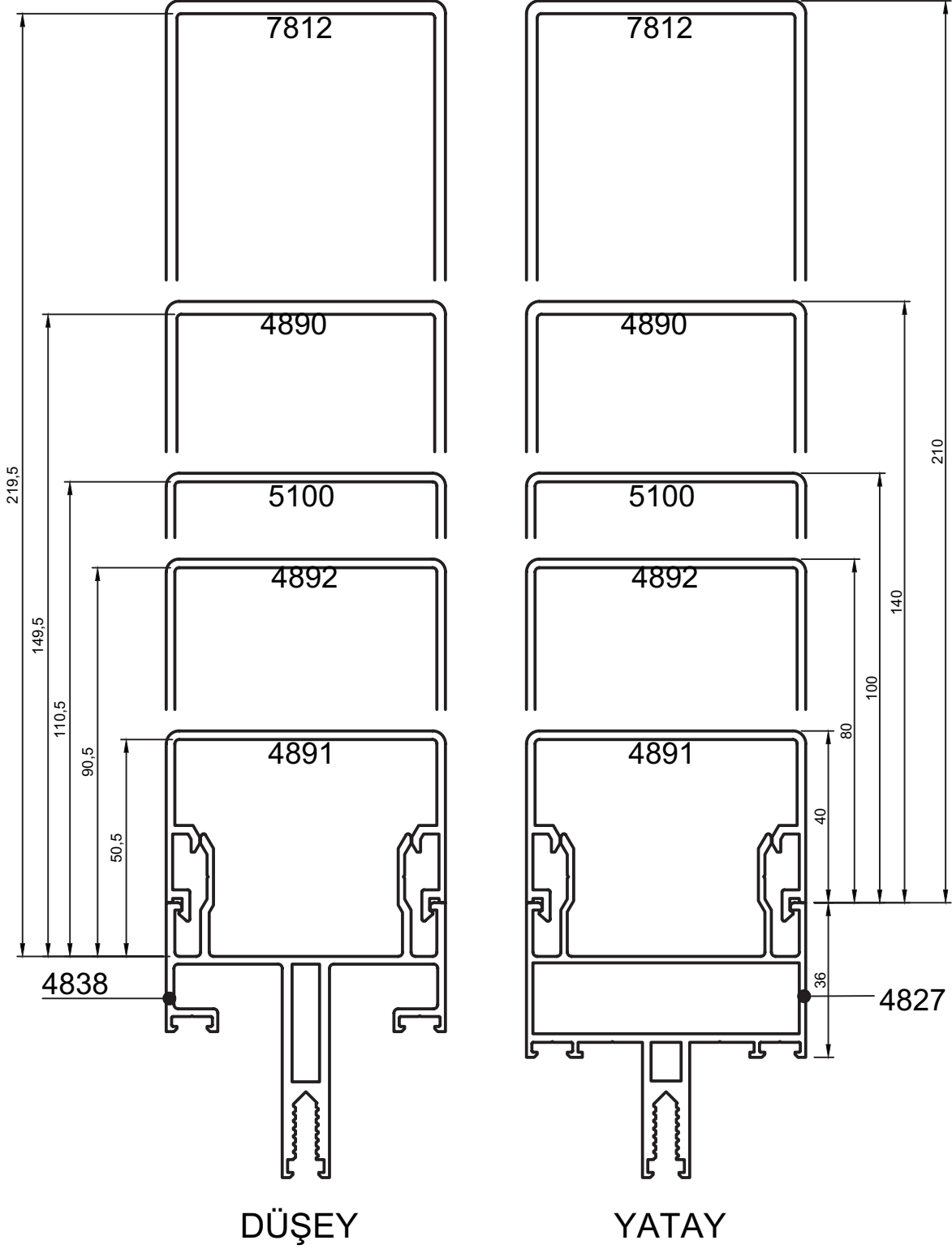


No : 7812
İç Kapak Profili (210mm)
3,435 kg/m

Uyarı: Profil ağırlıklarımız teorik olup; teslim anındaki tartımız geçerlidir.

- Profiller
- Profiles

Çelik Takviyeli Giydirme Cephe Sistemi

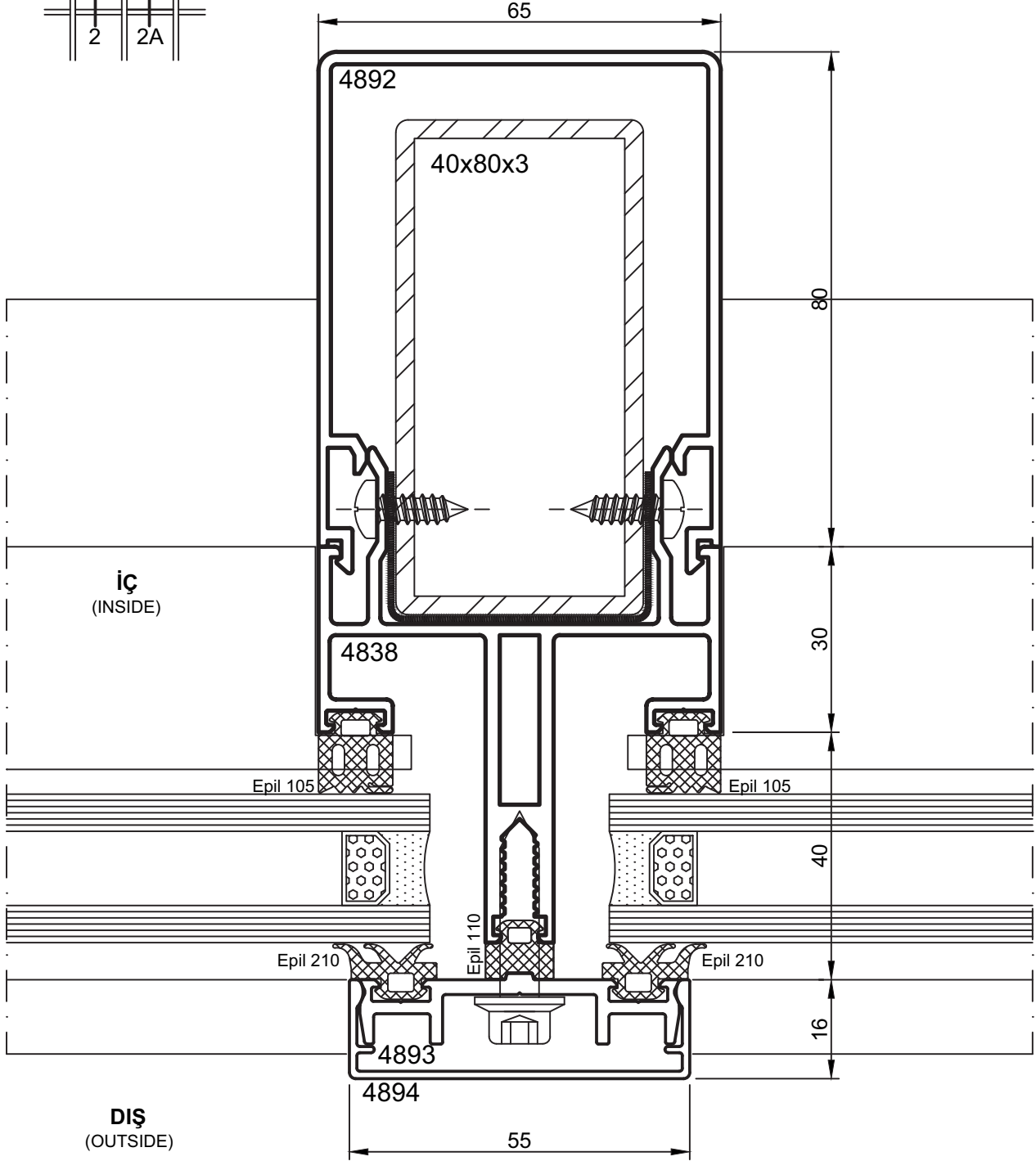
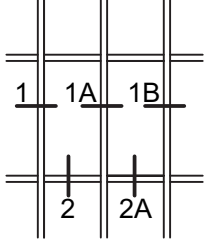


**SG 65 ÇELİK TAKVİYELİ
GİYDİRME CEPHE SİSTEMİ
TİP DETAYLARI**
SG 65 Steel Reinforced Curtain Wall System
Typical Details

- Detaylar
- Details

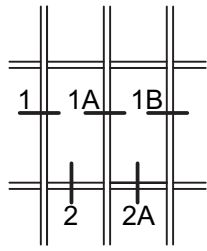
Çelik Takviyeli Giydirme Cephe Sistemi

Detay 1
Detail 1

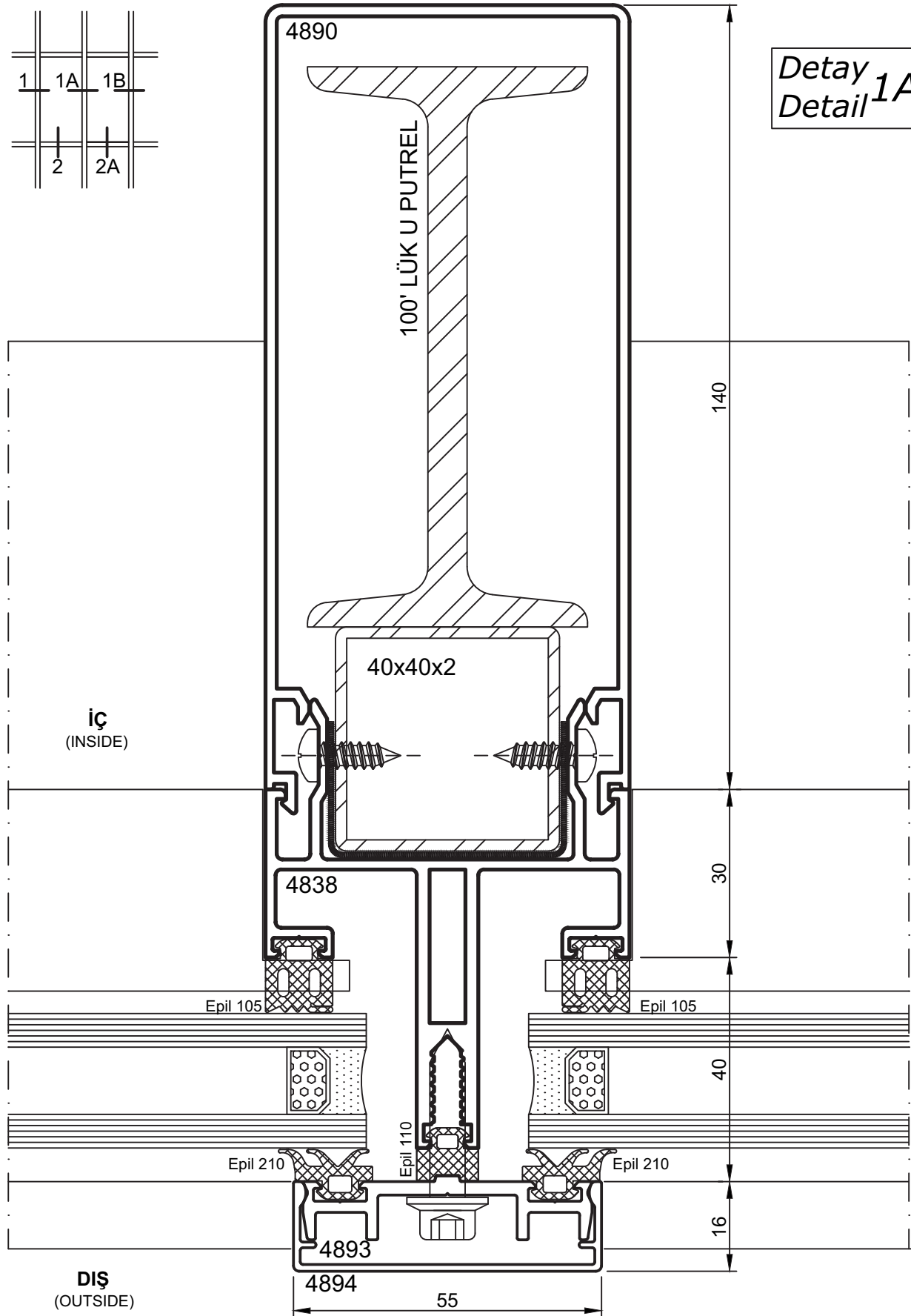


- Detaylar
- Details

Çelik Takviyeli Giydirme Cephe Sistemi

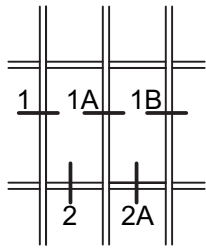


Detay
Detail 1A

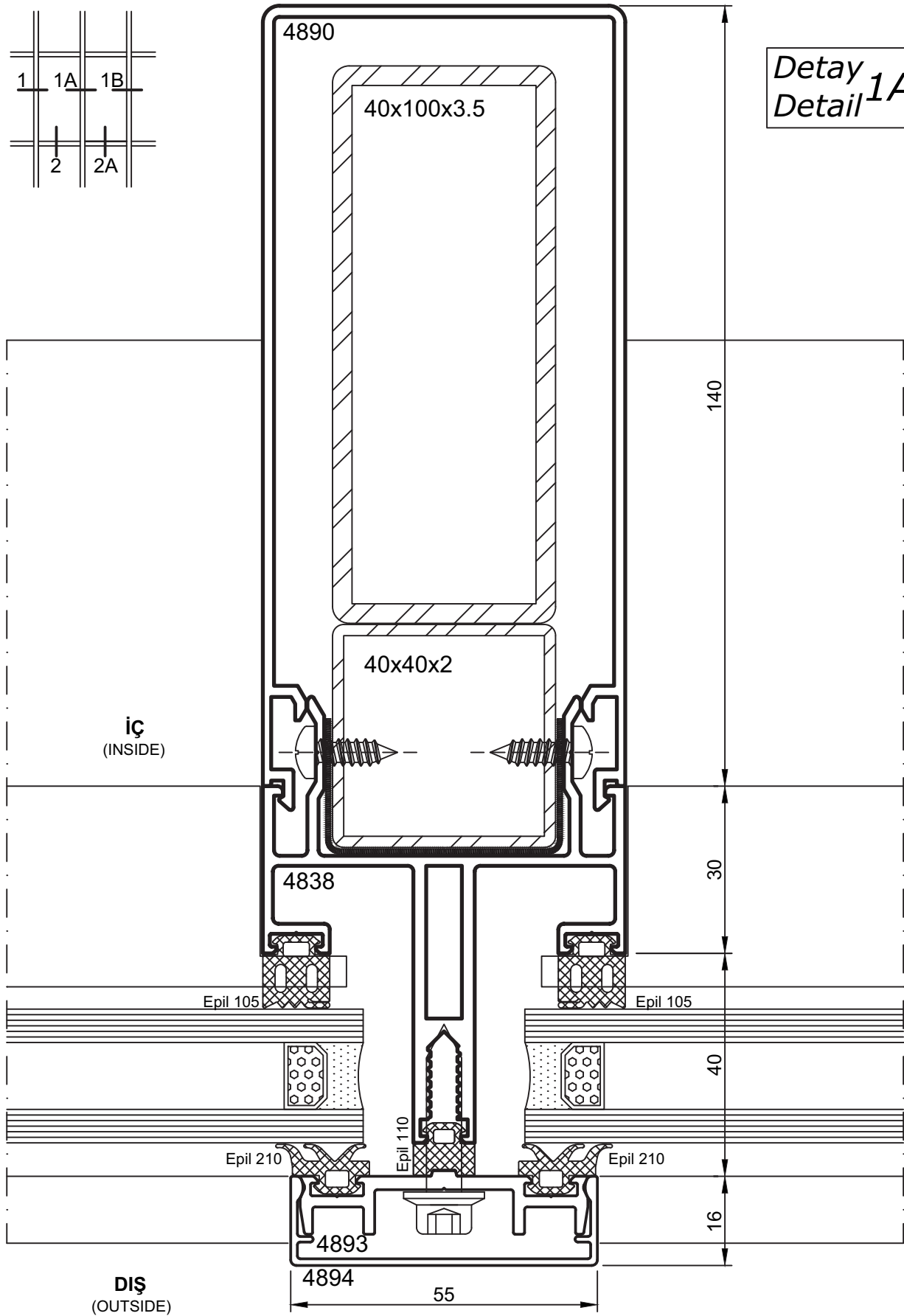


- Detaylar
- Details

Çelik Takviyeli Giydirme Cephe Sistemi

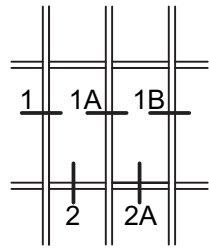


Detay
Detail 1A

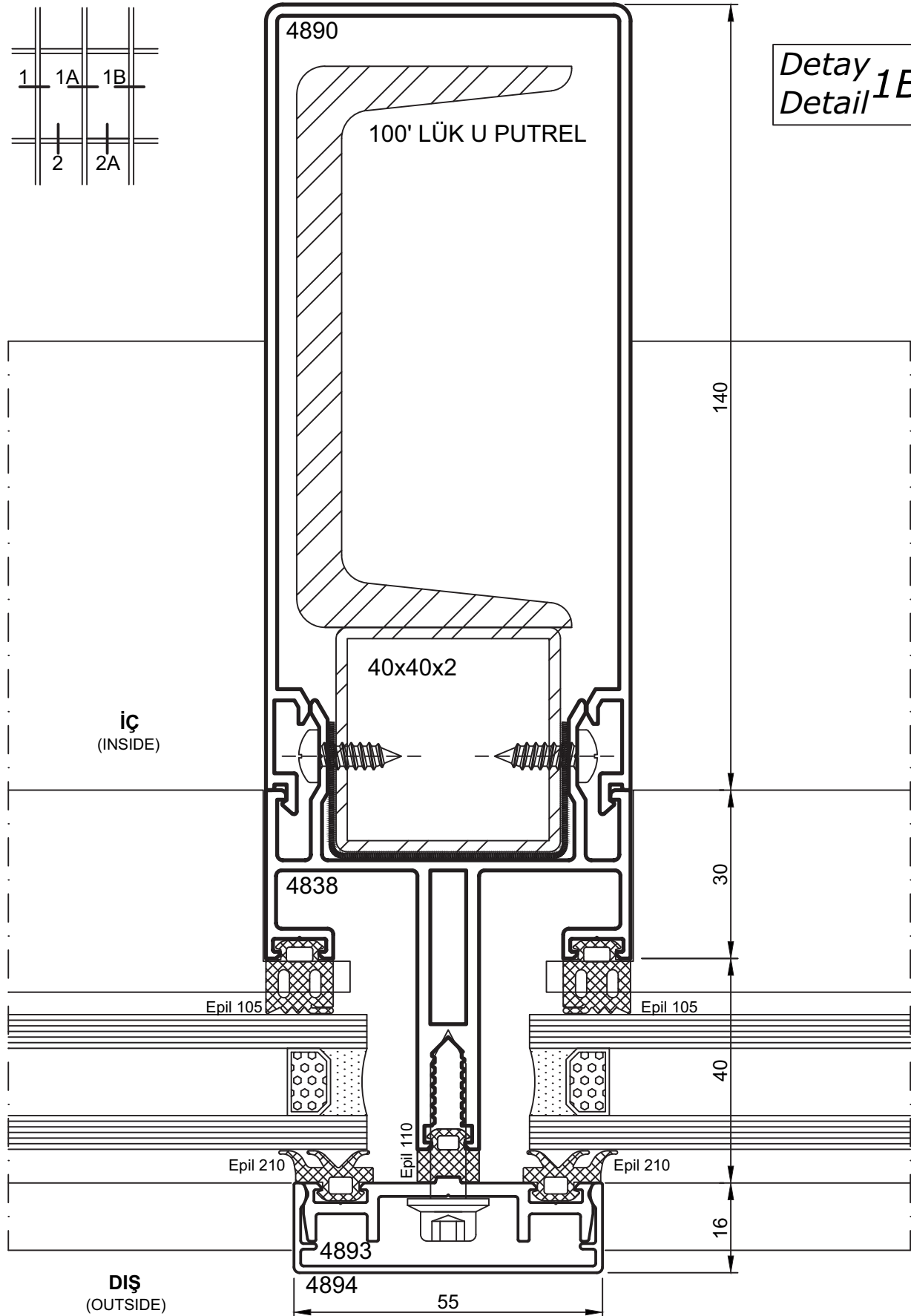


- Detaylar
- Details

Çelik Takviyeli Giydirme Cephe Sistemi

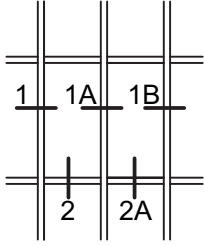


Detay 1B
Detail 1B

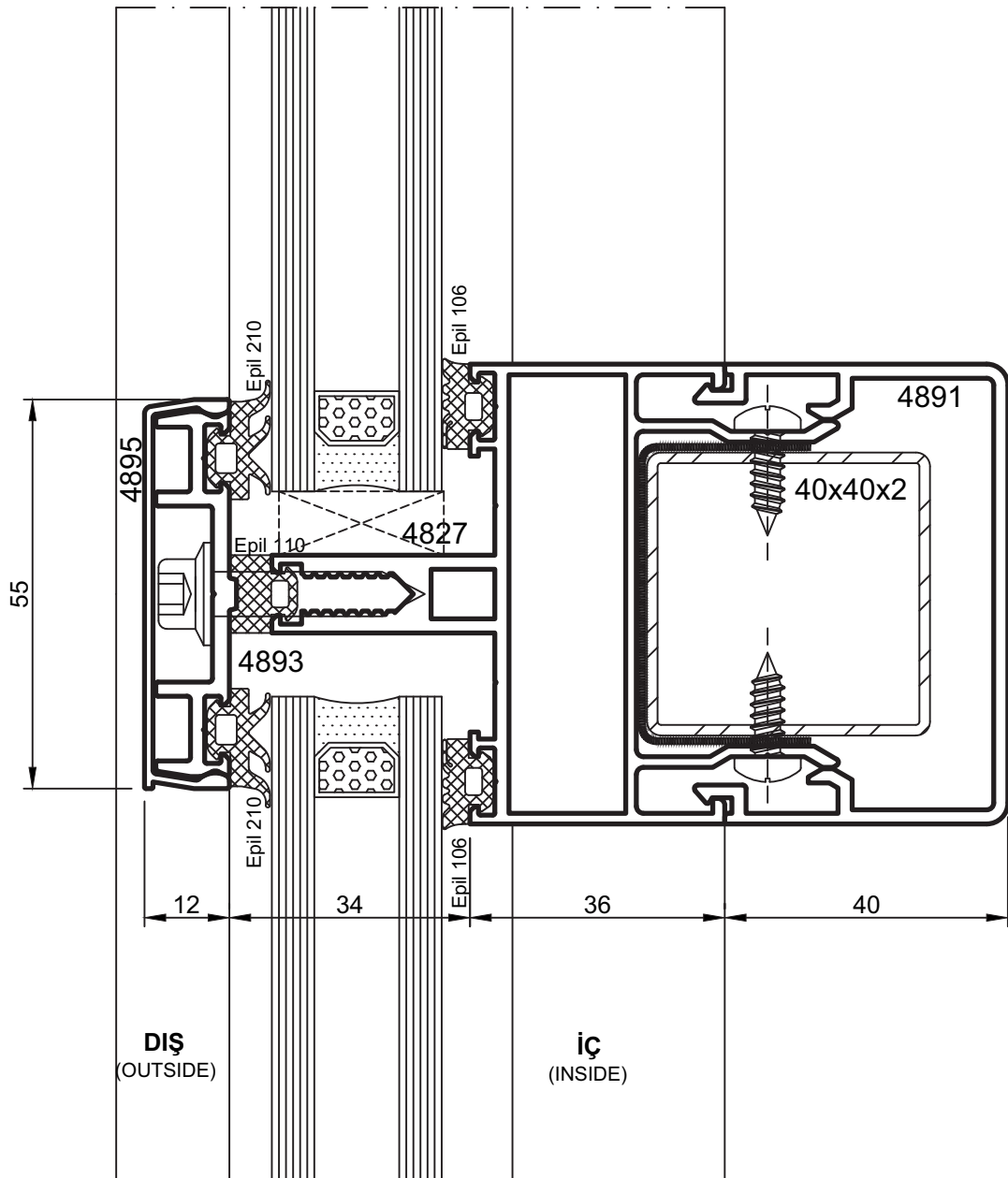


- Detaylar
- Details

Çelik Takviyeli Giydirme Cephe Sistemi

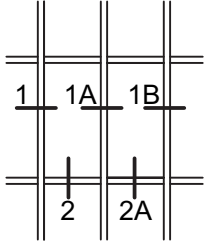


Detay
Detail 2

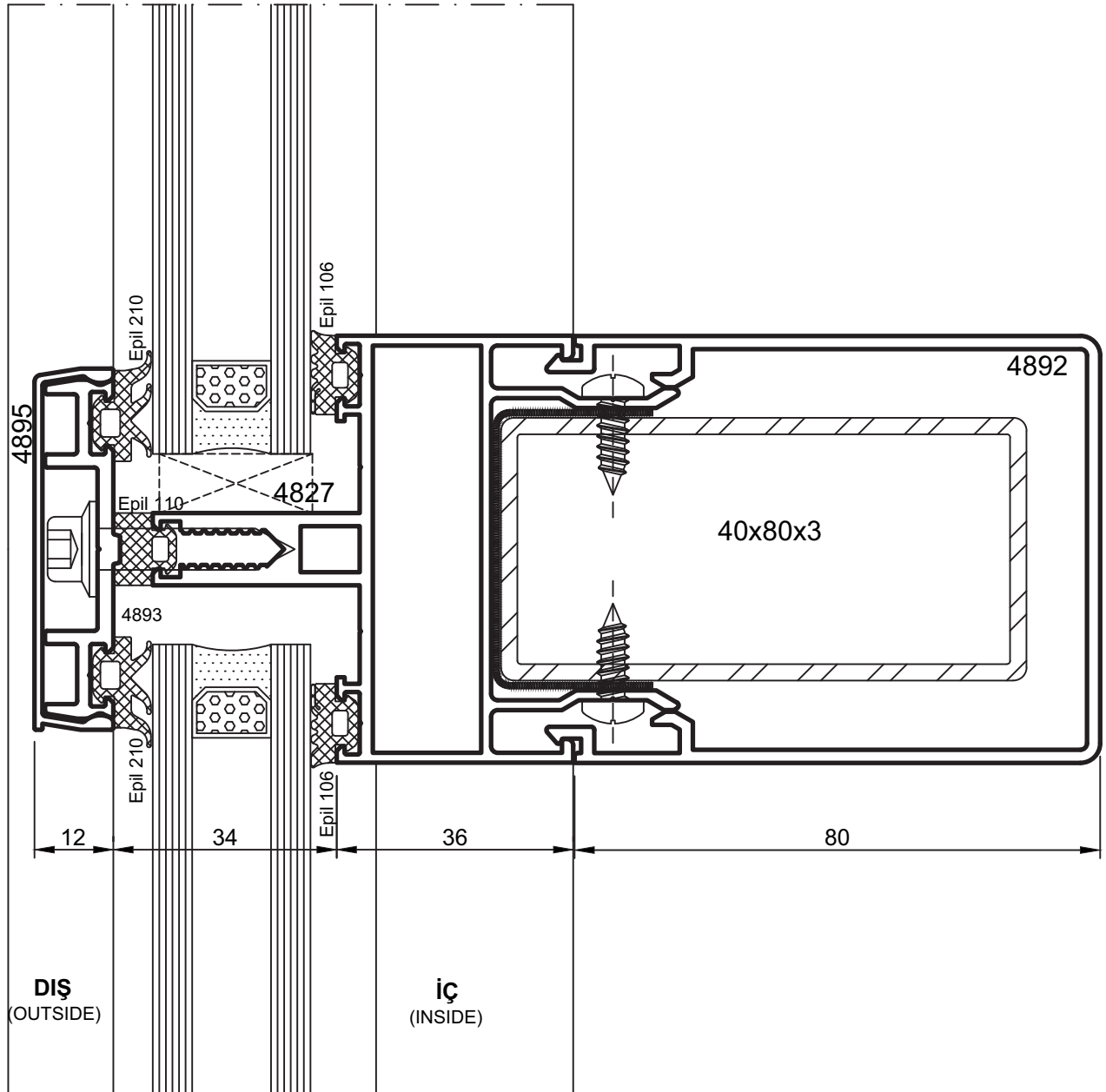


- Detaylar
- Details

Çelik Takviyeli Giydirme Cephe Sistemi



Detay
Detail 2A



- Detaylar
- Details

Çelik Takviyeli Giydirme Cephe Sistemi

